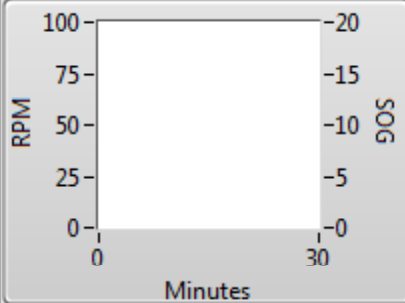


Voyage: Origin: OrigPort Destination: DestPort Start: 2015/01/01 ETA: 2015/01/15 Cargo: Ballast Capacity: - Trim: Even keel
 Fuels: M/E F. Heat. Val: 10000 kCal/kg M/E F. Density: 990 kg/m3 M/E F. Type: HFO D/G F. Type: MDO Boilers F. Type: HFO



- Engine Loading
- Firing Pressure
- Injection Angle
- Combustion Duration
- Cylinders Power Uniformity
- Firing Pressure Uniformity
- Injection Angle Uniformity
- Exhaust Valve Opening
- Scavenging Pressure
- Compression Quality
- Flowmeter Reading
- Power Reading

SOG **STW**

0.0 kn 0.0 kn

Course **Heading**

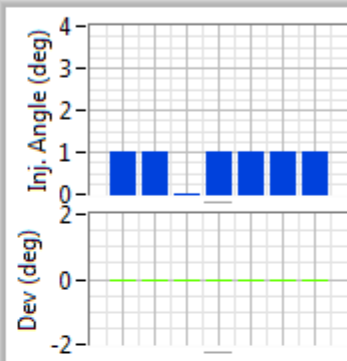
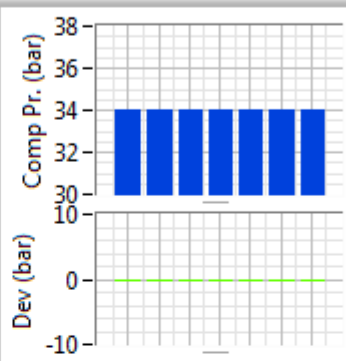
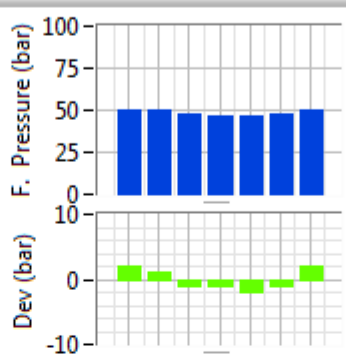
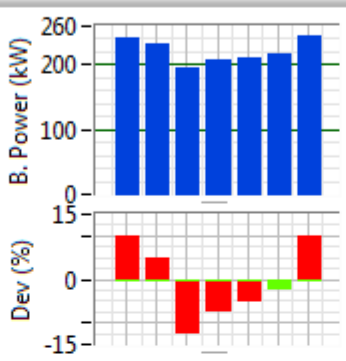
0.0 deg 0.0 deg

Rudder Angle **Depth**

0.0 deg 0.0 m

Relative Wind

0.0 deg 0.0 m/s



Speed **Power**

0.0 rpm 0 kW

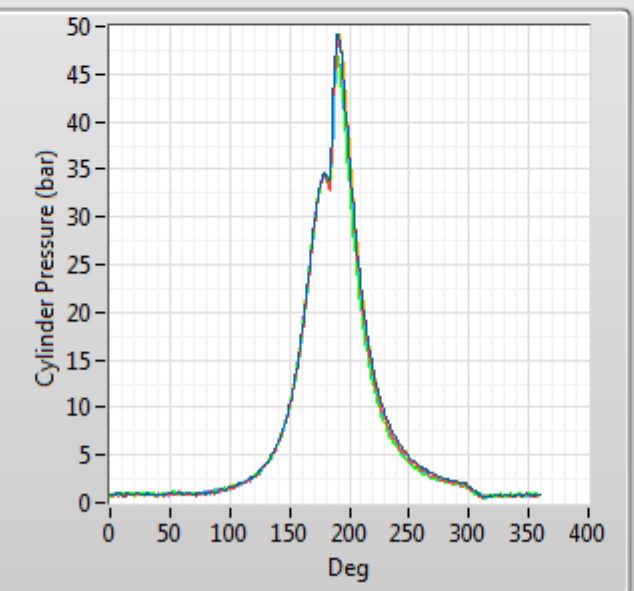
FOC **bsfc**

0 kg/h 0 g/kWh

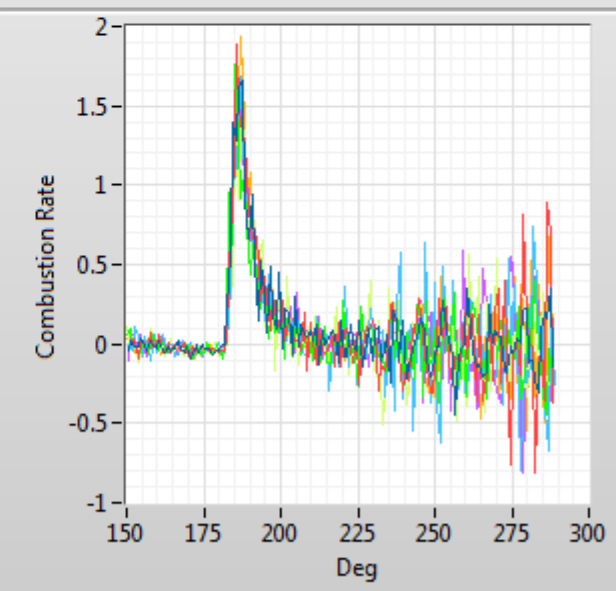
Load Margin % **Load Margin rpm**

0.0 % 0.0 rpm

Sc. Press **Torquemeter Power**



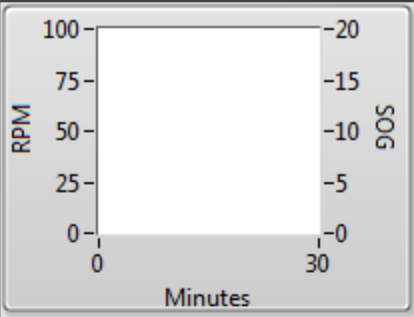
- CYL1
- CYL2
- CYL3
- CYL4
- CYL5
- CYL6
- CYL7



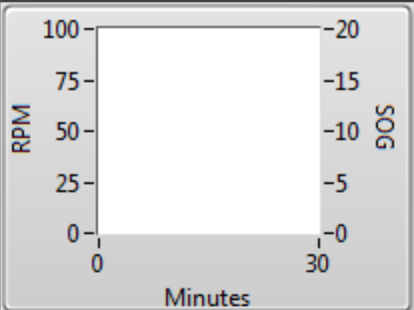
DG FOC **Boilers FOC**

0.0 kg/h 0.0 kg/h



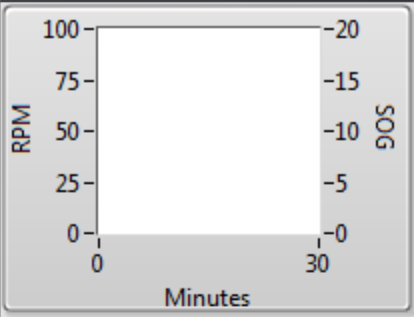


Graph **RPM** and **SOG** vs **time** for last 30 minutes (configurable)



SOG		STW	
0.0 kn	0.0 kn	0.0 kn	0.0 kn
Course		Heading	
0.0 deg	0.0 deg	0.0 deg	0.0 deg
Rudder Angle		Depth	
0.0 deg	0.0 m	0.0 m	0.0 m
Relative Wind			
0.0 deg	0.0 m/s	0.0 m/s	0.0 m/s

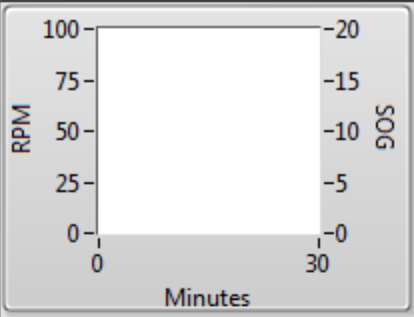
Current Navigational Data



SOG	STW
0.0 kn	0.0 kn
Course	Heading
0.0 deg	0.0 deg
Rudder Angle	Depth
0.0 deg	0.0 m
Relative Wind	
0.0 deg	0.0 m/s

Speed	Power
0.0 rpm	0 kW
FOC	bsfc
0 kg/h	0 g/kWh
Load Margin %	Load Margin rpm
0.0 %	0.0 rpm
Sc. Press	Torquemeter Power

Current Basic Engine Data

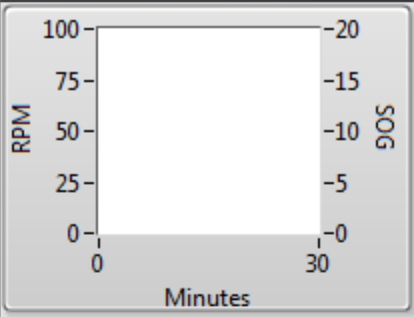


SOG		STW	
0.0 kn	0.0 kn		
Course		Heading	
0.0 deg	0.0 deg		
Rudder Angle		Depth	
0.0 deg	0.0 m		
Relative Wind			
0.0 deg	0.0 m/s		

Speed		Power	
0.0 rpm	0 kW		
FOC		bsfc	
0 kg/h	0 g/kWh		
Load Margin %		Load Margin rpm	
0.0 %	0.0 rpm		
Sc. Press	Torquemeter Power		

DG FOC	Boilers FOC
0.0 kg/h	0.0 kg/h

Flowmeter Data




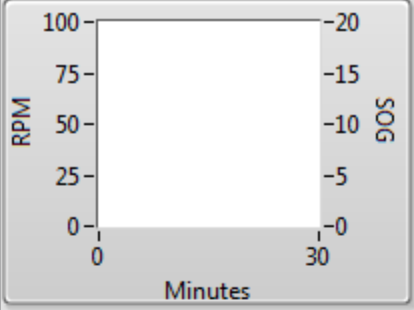
SOG		STW	
0.0 kn	0.0 kn		
Course		Heading	
0.0 deg	0.0 deg		
Rudder Angle		Depth	
0.0 deg	0.0 m		
Relative Wind			
0.0 deg	0.0 m/s		

Speed		Power	
0.0 rpm	0 kW		
FOC		bsfc	
0 kg/h	0 g/kWh		
Load Margin %		Load Margin rpm	
0.0 %	0.0 rpm		
Sc. Press	Torquemeter Power		

DG FOC	Boilers FOC
0.0 kg/h	0.0 kg/h

Button to launch PYTHIA for advanced diagnostic tasks

 Open PYTHIA



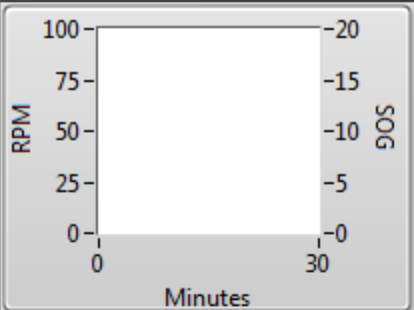
SOG		STW	
0.0 kn	0.0 kn	0.0 kn	0.0 kn
Course		Heading	
0.0 deg	0.0 deg	0.0 deg	0.0 deg
Rudder Angle		Depth	
0.0 deg	0.0 m	0.0 m	0.0 m
Relative Wind			
0.0 deg	0.0 m/s	0.0 m/s	0.0 m/s

Speed		Power	
0.0 rpm	0 kW	0 kW	0 kW
FOC		bsfc	
0 kg/h	0 g/kWh	0 g/kWh	0 g/kWh
Load Margin %		Load Margin rpm	
0.0 %	0.0 rpm	0.0 rpm	0.0 rpm
Sc. Press	Torquemeter Power		

DG FOC	Boilers FOC
0.0 kg/h	0.0 kg/h

Button to display Graph tool (to be shown later on)

Open PYTHIA	Open Graph Tool
-------------	-----------------



SOG		STW	
0.0 kn	0.0 kn		
Course		Heading	
0.0 deg	0.0 deg		
Rudder Angle		Depth	
0.0 deg	0.0 m		
Relative Wind			
0.0 deg	0.0 m/s		

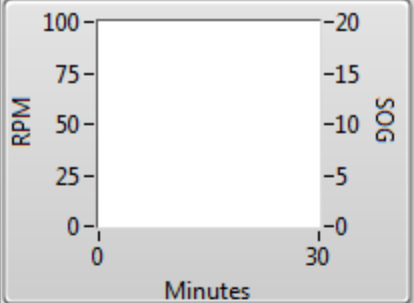
Speed		Power	
0.0 rpm	0 kW		
FOC		bsfc	
0 kg/h	0 g/kWh		
Load Margin %		Load Margin rpm	
0.0 %	0.0 rpm		
Sc. Press	Torquemeter Power		

DG FOC	Boilers FOC
0.0 kg/h	0.0 kg/h

Button to start DG Cylinder Pressure Measurement
This button flickers to notify C/E to conduct measurement

- On schedule (e.g. once a month - configurable)
- Upon office request

Open PYTHIA	Open Graph Tool	DG Measurement
-------------	-----------------	----------------



SOG 0.0 kn

STW 0.0 kn

Course 0.0 deg

Heading 0.0 deg

Rudder Angle 0.0 deg

Depth 0.0 m

Relative Wind 0.0 m/s

Speed 0.0 rpm

Power 0 kW

FOC 0 kg/h

bsfc 0 g/kWh

Load Margin % 0.0 %

Load Margin rpm 0.0 rpm

Sc. Press **Torquemeter Power**

DG FOC 0.0 kg/h

Boilers FOC 0.0 kg/h

DB-VoyageInfo.vi *

Origin Port: Destination Port:

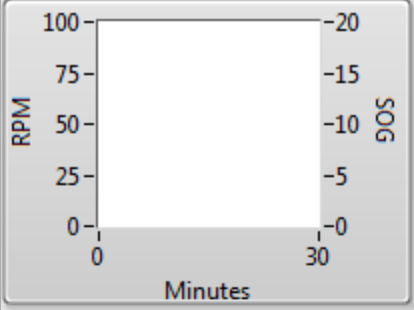
Departure (UTC): ETA (UTC): Arrival (UTC):

Capacity: Cargo:

Trim:

Currently not on voyage.

Button to Edit Voyage Data (above window)



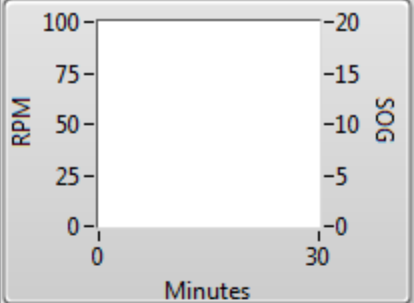
SOG		STW	
0.0 kn	0.0 kn		
Course		Heading	
0.0 deg	0.0 deg		
Rudder Angle		Depth	
0.0 deg	0.0 m		
Relative Wind			
0.0 deg	0.0 m/s		

Speed		Power	
0.0 rpm	0 kW		
FOC		bsfc	
0 kg/h	0 g/kWh		
Load Margin %		Load Margin rpm	
0.0 %	0.0 rpm		
Sc. Press	Torquemeter Power		

DG FOC		Boilers FOC	
0.0 kg/h	0.0 kg/h		

Button to edit fuel properties
(MDO and HFO, changeover automatically detected
using fuel temperature)

Open PYTHIA	Open Graph Tool	DG Measurement	Edit Voyage Info	Edit Bunkering Info
-------------	-----------------	----------------	------------------	---------------------



SOG		STW	
0.0 kn	0.0 kn		
Course		Heading	
0.0 deg	0.0 deg		
Rudder Angle		Depth	
0.0 deg	0.0 m		
Relative Wind			
0.0 deg	0.0 m/s		

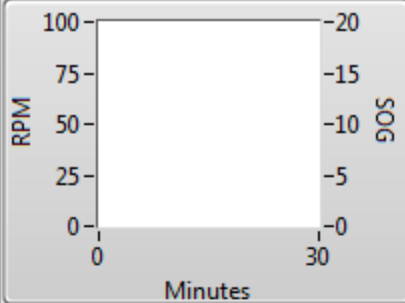
Speed		Power	
0.0 rpm	0 kW		
FOC		bsfc	
0 kg/h	0 g/kWh		
Load Margin %		Load Margin rpm	
0.0 %	0.0 rpm		
Sc. Press	Torquemeter Power		

DG FOC	Boilers FOC
0.0 kg/h	0.0 kg/h

Settings and Exit

Open PYTHIA	Open Graph Tool	DG Measurement	Edit Voyage Info	Edit Bunkering Info	Settings	Exit
-------------	-----------------	----------------	------------------	---------------------	----------	------

Voyage: Origin: OrigPort Destination: DestPort Start: 2015/01/01 ETA: 2015/01/15 Cargo: Ballast Capacity: - Trim: Even keel
Fuels: M/E F. Heat. Val: 10000 kCal/kg M/E F. Density: 990 kg/m3 M/E F. Type: HFO D/G F. Type: MDO Boilers F. Type: HFO



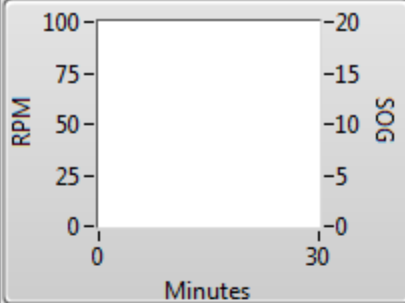
Voyage and Fuels Log

SOG		STW	
0.0 kn	0.0 kn		
Course		Heading	
0.0 deg	0.0 deg		
Rudder Angle		Depth	
0.0 deg	0.0 m		
Relative Wind			
0.0 deg	0.0 m/s		

Speed		Power	
0.0 rpm	0 kW		
FOC		bsfc	
0 kg/h	0 g/kWh		
Load Margin %		Load Margin rpm	
0.0 %	0.0 rpm		
Sc. Press	Torquemeter Power		

DG FOC	Boilers FOC
0.0 kg/h	0.0 kg/h

Voyage: Origin: OrigPort Destination: DestPort Start: 2015/01/01 ETA: 2015/01/15 Cargo: Ballast Capacity: - Trim: Even keel
Fuels: M/E F. Heat. Val: 10000 kCal/kg M/E F. Density: 990 kg/m3 M/E F. Type: HFO D/G F. Type: MDO Boilers F. Type: HFO



- Engine Loading
- Firing Pressure
- Injection Angle
- Combustion Duration
- Cylinders Power Uniformity
- Firing Pressure Uniformity
- Injection Angle Uniformity
- Exhaust Valve Opening
- Scavenging Pressure
- Compression Quality
- Flowmeter Reading
- Power Reading

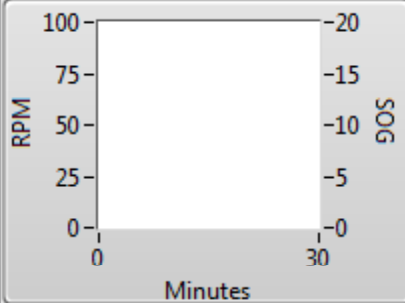
Engine Alarms

SOG 0.0 kn
STW 0.0 kn
Course 0.0 deg
Heading 0.0 deg
Rudder Angle 0.0 deg
Depth 0.0 m
Relative Wind 0.0 deg 0.0 m/s

Speed 0.0 rpm
Power 0 kW
FOC 0 kg/h
bsfc 0 g/kWh
Load Margin % 0.0 %
Load Margin rpm 0.0 rpm
Sc. Press **Torquemeter Power**

DG FOC 0.0 kg/h
Boilers FOC 0.0 kg/h

Voyage: Origin: OrigPort Destination: DestPort Start: 2015/01/01 ETA: 2015/01/15 Cargo: Ballast Capacity: - Trim: Even keel
 Fuels: M/E F. Heat. Val: 10000 kCal/kg M/E F. Density: 990 kg/m3 M/E F. Type: HFO D/G F. Type: MDO Boilers F. Type: HFO



- Engine Loading
- Firing Pressure
- Injection Angle
- Combustion Duration
- Cylinders Power Uniformity
- Firing Pressure Uniformity
- Injection Angle Uniformity
- Exhaust Valve Opening
- Scavenging Pressure
- Compression Quality
- Flowmeter Reading
- Power Reading

SOG **STW**

0.0 kn 0.0 kn

Course **Heading**

0.0 deg 0.0 deg

Rudder Angle **Depth**

0.0 deg 0.0 m

Relative Wind

0.0 deg 0.0 m/s

Speed **Power**

0.0 rpm 0 kW

FOC **bsfc**

0 kg/h 0 g/kWh

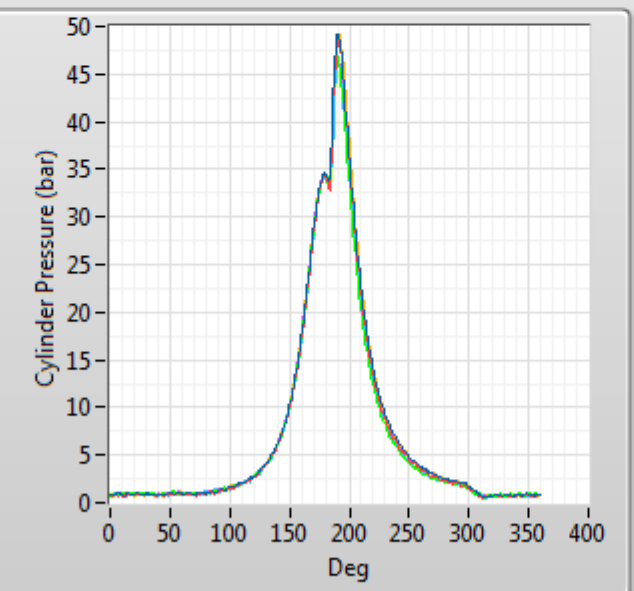
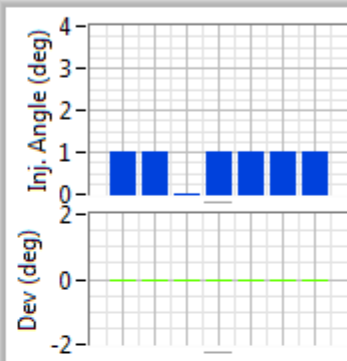
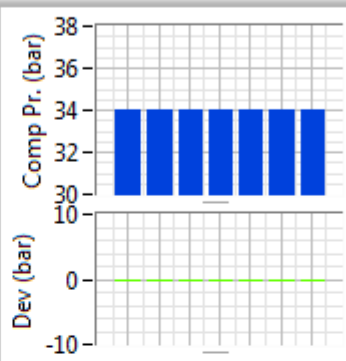
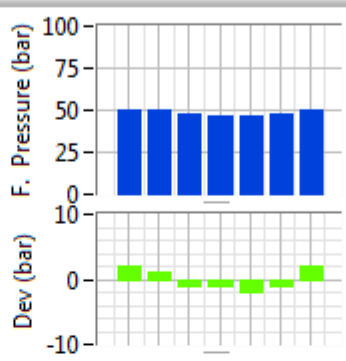
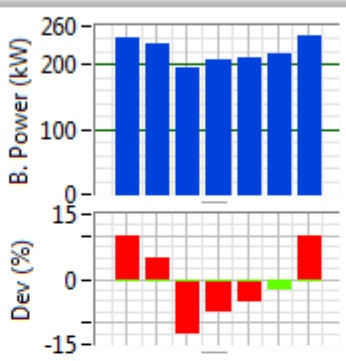
Load Margin % **Load Margin rpm**

0.0 % 0.0 rpm

Sc. Press **Torquemeter Power**

DG FOC **Boilers FOC**

0.0 kg/h 0.0 kg/h



- CYL1
- CYL2
- CYL3
- CYL4
- CYL5
- CYL6
- CYL7

Navigation icons: Home, Zoom In, Zoom Out

