

Vessel

Roxanne

Voyage

23(B): Netherlands - Skagen

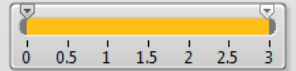
Start Date

31/12/2014

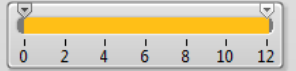
End Date

2/1/2015

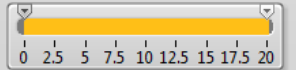
Days



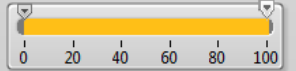
Wind Filter (Bf)



Significant Wave Filter (m)



Engine Speed Filter (rpm)



Show only "steady state"

Averaging Interval

5 min

Show Min/Max



Y Axis1

Power

Y Axis 2

Cylinders Power (kW)

X Axis

Time

Intensity Map

Fit scales

Show Reference Curves

Export Data

Settings

Export Picture

Exit

Vessel

Roxanne

Voyage

23(B): Netherlands - Skagen

Start Date

31/12/2014

End Date

2/1/2015

- Selection of Vessel
- Selection of Voyage or Specific dates

 Export Data	 Settings
 Export Picture	 Exit

Vessel

Roxanne

Voyage

23(B): Netherlands - Skagen

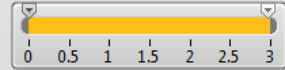
Start Date

31/12/2014

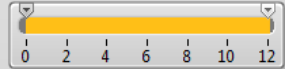
End Date

2/1/2015

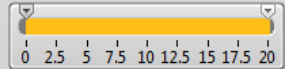
Days



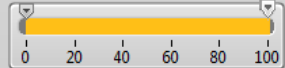
Wind Filter (Bf)



Significant Wave Filter (m)



Engine Speed Filter (rpm)



Show only "steady state"

Filters:

- Days within selected period or voyage
- Wind and Sign. Wave conditions
- Engine Speed
- Steady state (exclude maneuvering and engine operations)

Export Data Settings
Export Picture Exit

Vessel

Roxanne

Voyage

23(B): Netherlands - Skagen

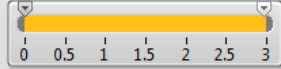
Start Date

31/12/2014

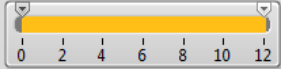
End Date

2/1/2015

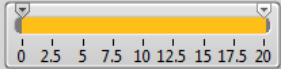
Days



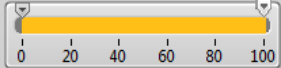
Wind Filter (Bf)



Significant Wave Filter (m)



Engine Speed Filter (rpm)



Show only "steady state"

Averaging Interval

5 min

Show Min/Max

Selection of Y-axis 1 and Y-axis 2:

- All primary measured quantities
- All PYTHIA estimations (**overall** and for **each cylinder**)
- Delivered results (e.g propeller coefficient, etc)

Y Axis1

Load Margin (%)

Y Axis 2

Wind Speed (m/s)

X Axis

Time

Intensity Map

Fit scales

Show Reference Curves

Export Data

Settings

Export Picture

Exit

Vessel

Roxanne

Voyage

23(B): Netherlands - Skagen

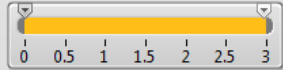
Start Date

31/12/2014

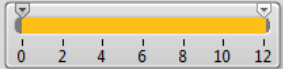
End Date

2/1/2015

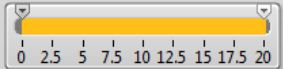
Days



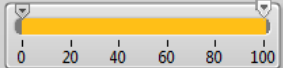
Wind Filter (Bf)



Significant Wave Filter (m)



Engine Speed Filter (rpm)



Show only "steady state"

Averaging Interval

5 min

Show Min/Max

Selection of X-axis:

- *Engine Speed*
- *Speed through Water*
- *Speed Over Ground*
- *Time*

Y Axis1

Load Margin (%)

Y Axis 2

Wind Speed (m/s)

X Axis

Time

Intensity Map Fit scales Show Reference Curves

Export Data Settings
Export Picture Exit

Vessel

Roxanne

Voyage

23(B): Netherlands - Skagen

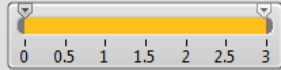
Start Date

31/12/2014


End Date

2/1/2015

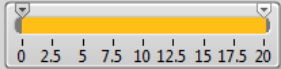
Days



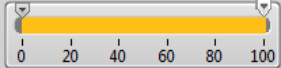
Wind Filter (Bf)



Significant Wave Filter (m)



Engine Speed Filter (rpm)



Show only "steady state"

Averaging Interval

5 min

Show Min/Max

For graph VS Time:

- Selection of averaging interval
- Selective display of interval's min/max

Y Axis1

Load Margin (%)

Y Axis 2

Wind Speed (m/s)

X Axis

Time

Intensity Map

Fit scales

Show Reference Curves

Export Data

Settings

Export Picture

Exit

Vessel

Roxanne

Voyage

23(B): Netherlands - Skagen

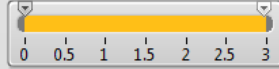
Start Date

31/12/2014

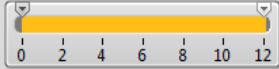
End Date

2/1/2015

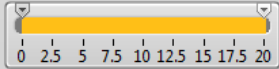
Days



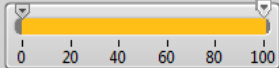
Wind Filter (Bf)



Significant Wave Filter (m)



Engine Speed Filter (rpm)



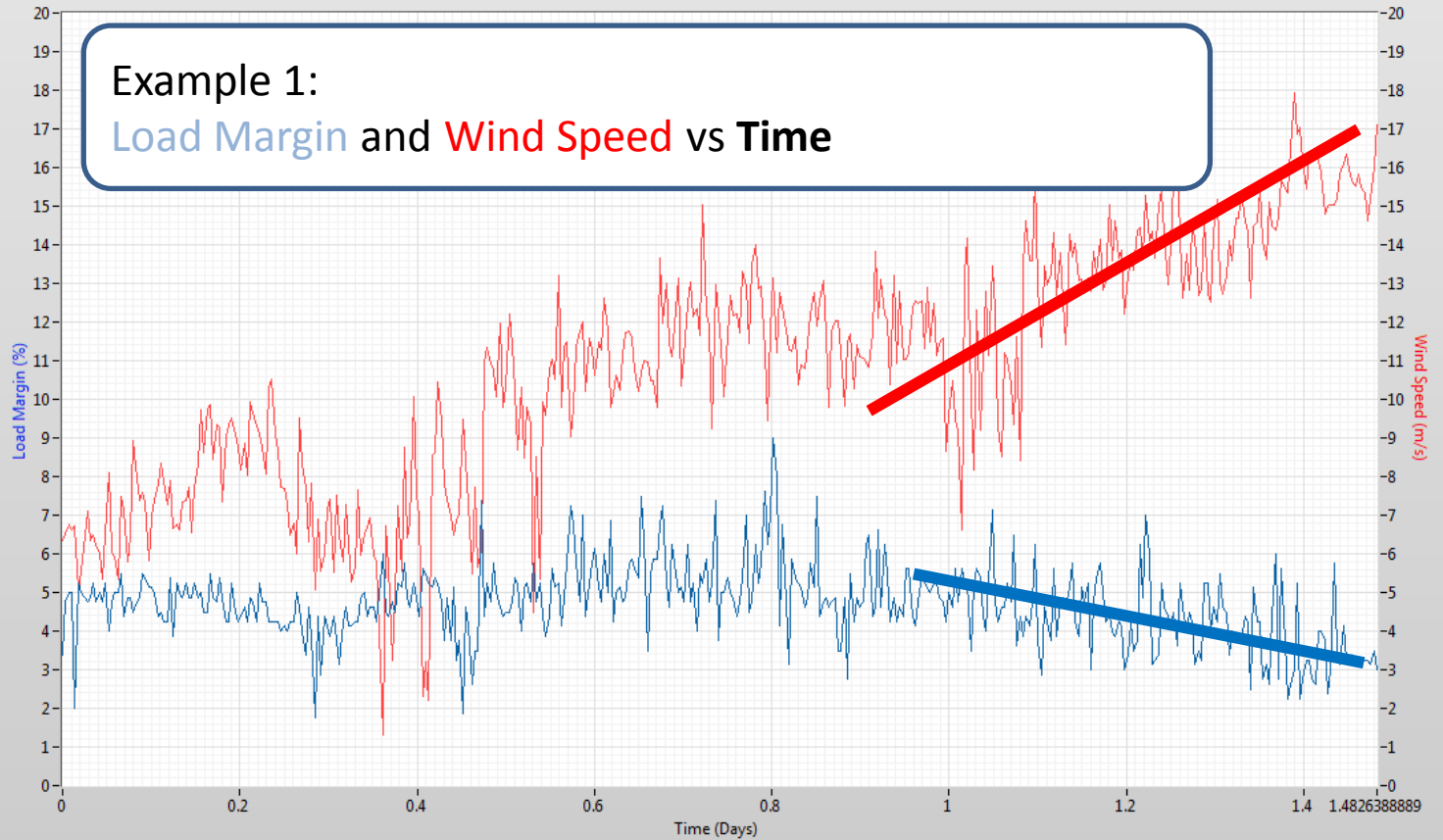
Show only "steady state"

Averaging Interval

5 min

Show Min/Max

Example 1: Load Margin and Wind Speed vs Time



Y Axis1

Load Margin (%)

Y Axis 2

Wind Speed (m/s)

X Axis

Time

Intensity Map

Fit scales

Show Reference Curves

Export Data

Settings

Export Picture

Exit

Vessel

Voyage

Start Date

End Date

Days

Wind Filter (Bf)

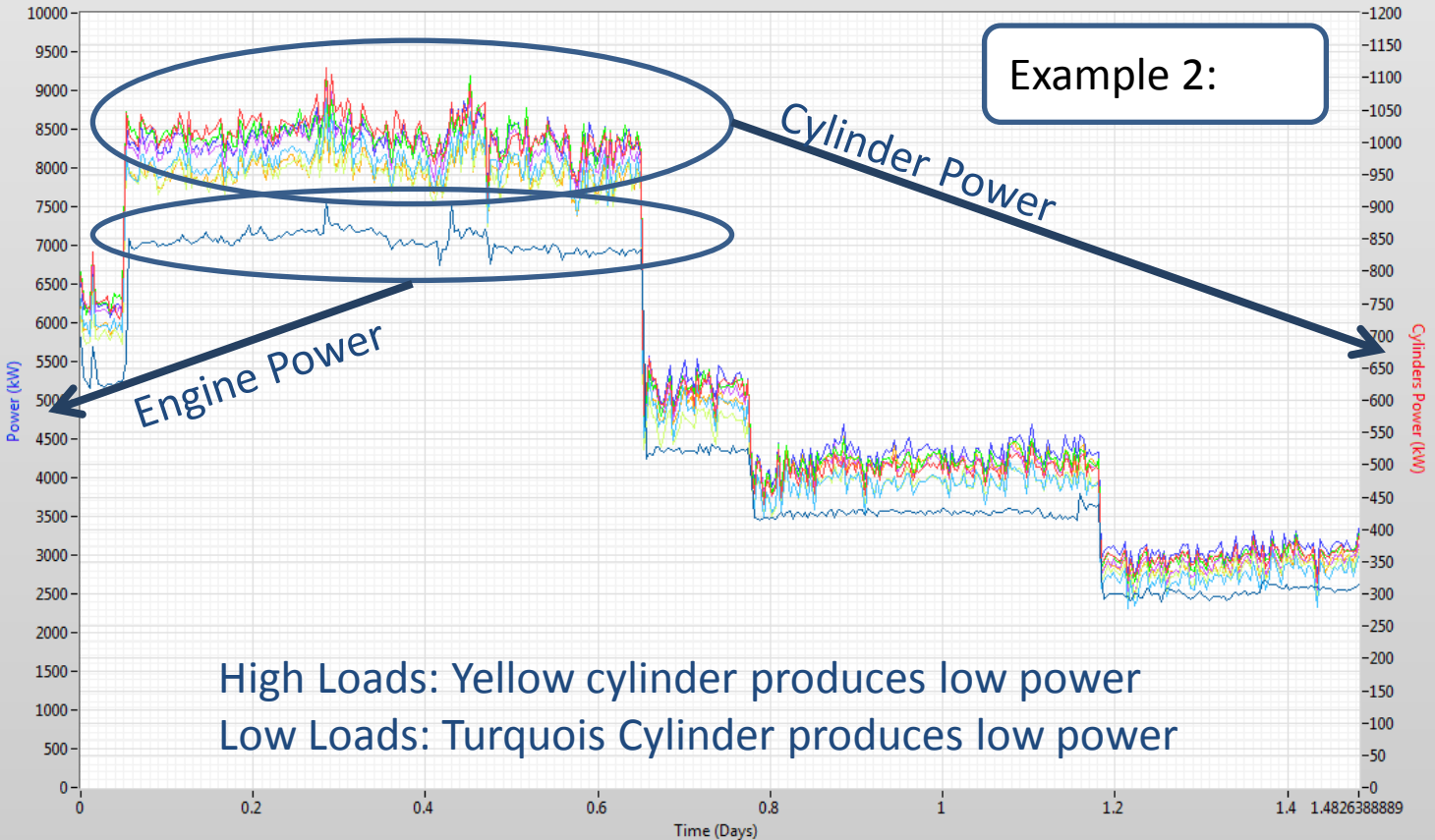
Significant Wave Filter (m)

Engine Speed Filter (rpm)

Show only "steady state"

Averaging Interval

Show Min/Max



Y Axis1

Y Axis 2

X Axis

Intensity Map Fit scales Show Reference Curves

Vessel
Roxanne

Voyage
23(B): Netherlands - Skagen

Start Date
31/12/2014

End Date
2/1/2015

Days
0 0.5 1 1.5 2 2.5 3

Wind Filter (Bf)
0 2 4 6 8 10 12

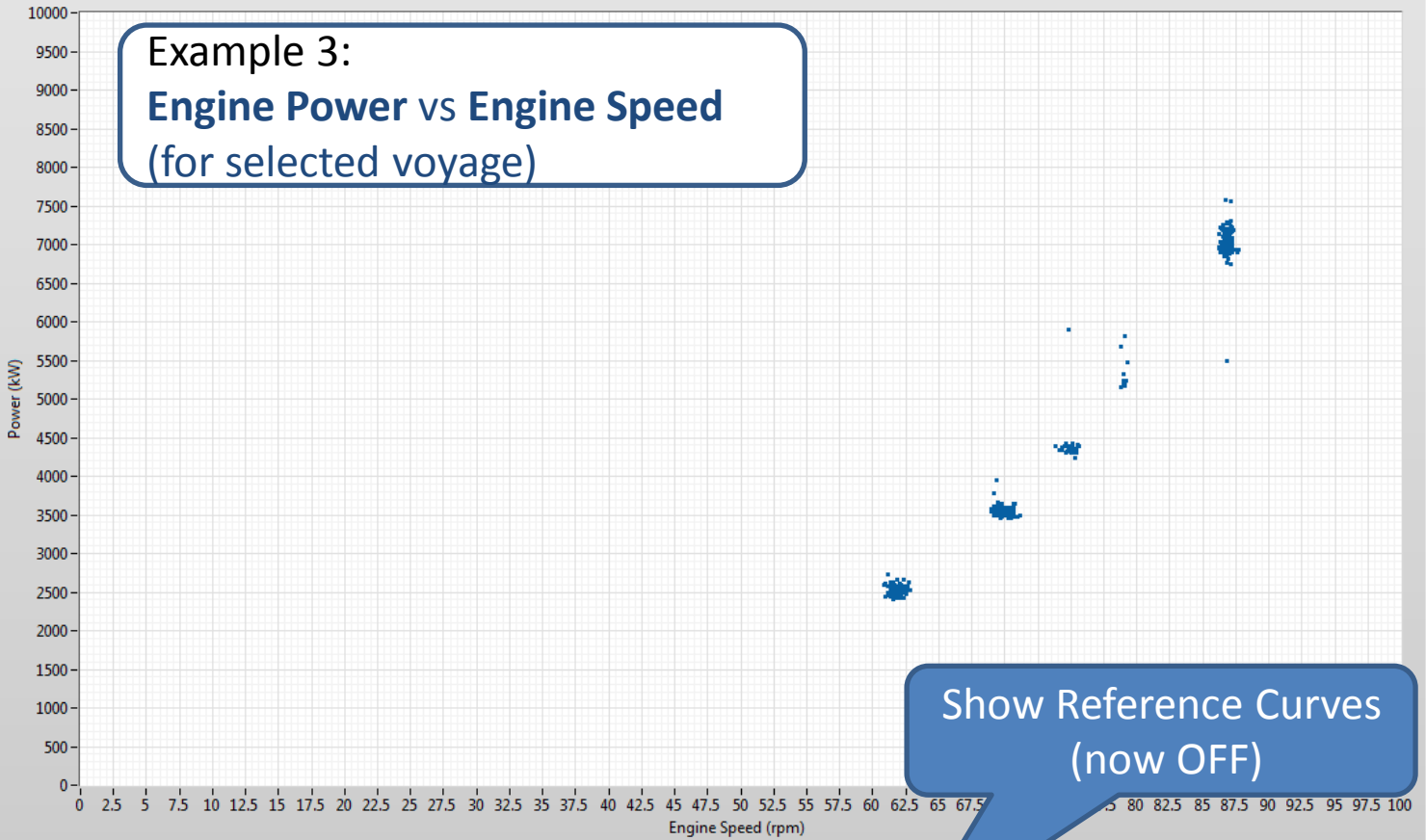
Significant Wave Filter (m)
0 2.5 5 7.5 10 12.5 15 17.5 20

Engine Speed Filter (rpm)
0 20 40 60 80 100

Show only "steady state"

Averaging Interval
0

Show Min/Max



Show Reference Curves
(now OFF)



Y Axis 1: Power
Y Axis 2: FOC
X Axis: Engine Speed

Intensity Map (OFF) | Fit scales (OFF) | Show Reference Curves (OFF)

Export Data | Settings | Export Picture | Exit

Vessel
Roxanne

Voyage
23(B): Netherlands - Skagen

Start Date
31/12/2014

End Date
2/1/2015

Days
0 0.5 1 1.5 2 2.5 3

Wind Filter (Bf)
0 2 4 6 8 10 12

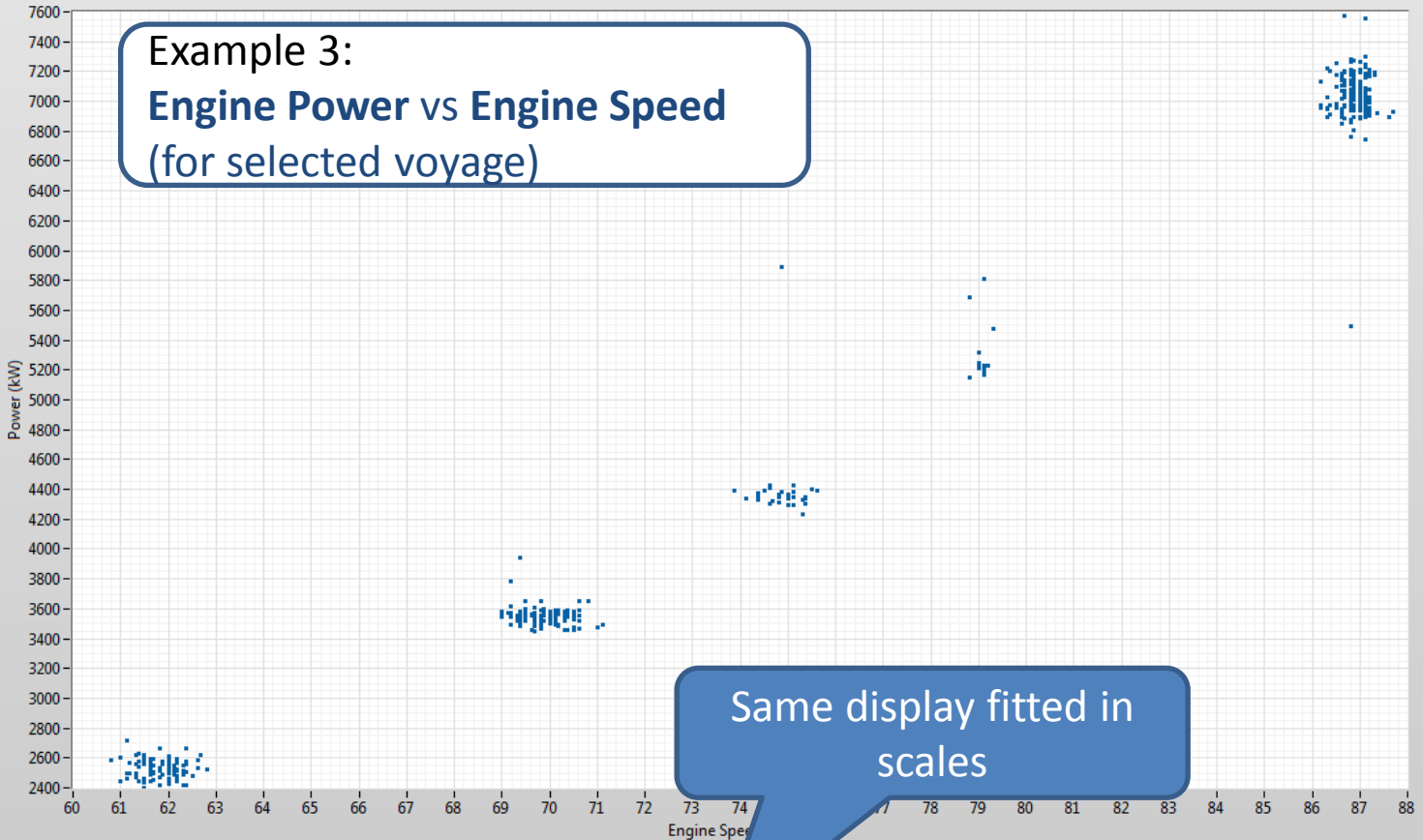
Significant Wave Filter (m)
0 2.5 5 7.5 10 12.5 15 17.5 20

Engine Speed Filter (rpm)
0 20 40 60 80 100

Show only "steady state"

Averaging Interval
0

Show Min/Max



Y Axis 1: Power

Y Axis 2: FOC

X Axis: Engine Speed

Intensity Map

Fit scales

Show Reference Curves

Export Data

Settings

Export Picture

Exit